

Quick Start Guide

ClinicalKey Student is an interactive education platform that supports students and faculty with comprehensive learning tools and trusted medical content.

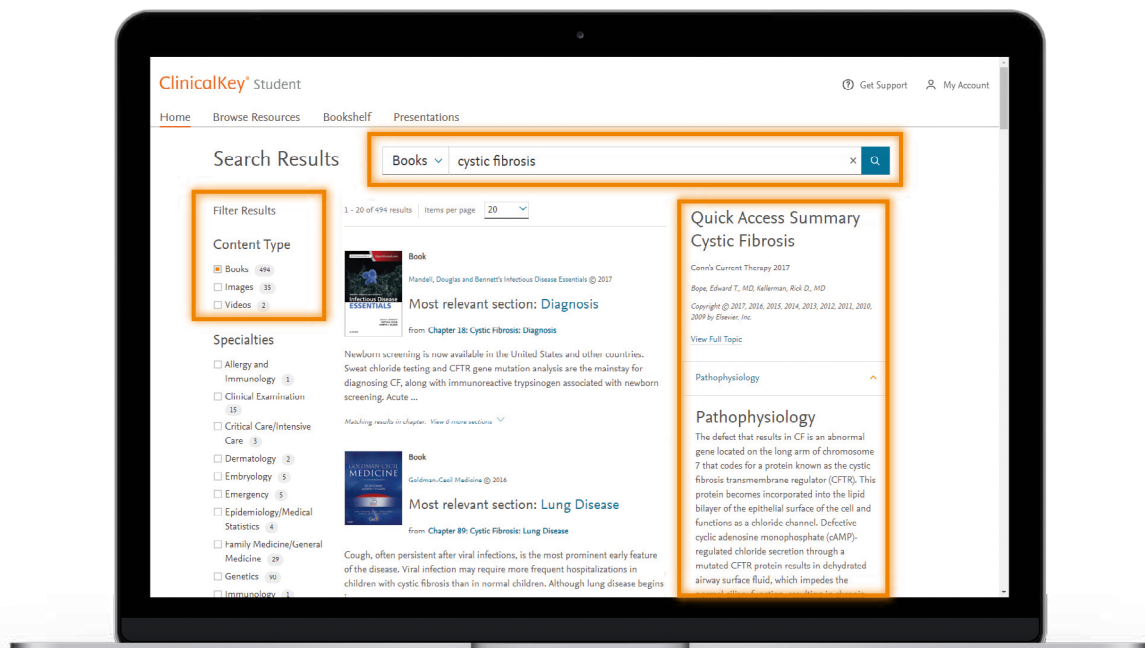
1 Create your account

- Go to www.clinicalkey.com/student from within your institution's network
- If you have an account with another Elsevier product (e.g. ClinicalKey, ScienceDirect, Scopus), you can use these credentials to log in to ClinicalKey Student
- No Elsevier profile? Click Register in the upper right-hand corner of the screen and create your personal profile

2 Getting started...

- Search for an anatomical structure or medical condition
- Filter by type to view related book, image and video content
- Narrow search results by specialty to identify relevant content

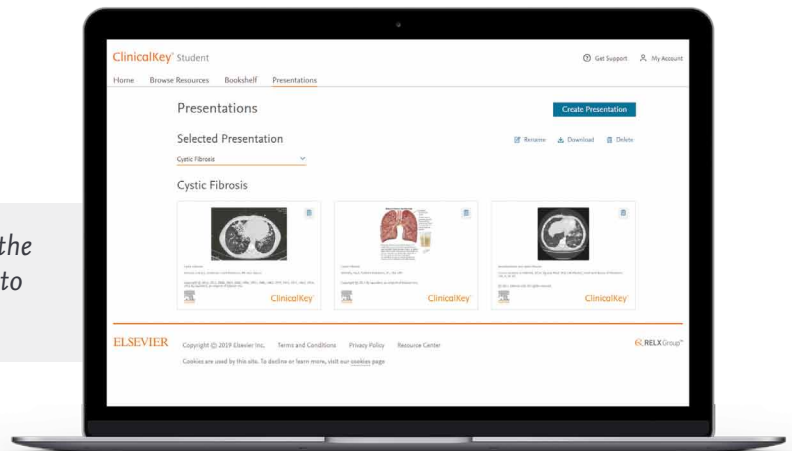
Tip: Quick access summaries are available to help students get to grips with key medical conditions




3 Enhance your lecture materials

- Select an image
- Click 'Add to Presentation' to create tailored presentations with copyright cleared images

Tip: Manage your presentations from the 'Presentations' tab or download them to make further edits in PowerPoint



4 Share content with students

- Select a book chapter and click the  to copy a link
- Paste the link into your lecture material

